

Introduction to Karting

OVKA 2026



GT KARTWAY





*Ethan & Elliot lead at
Portland, IN [defunct] (2001)*

Who are we?

Elliot Bokeno
OVKA 2025 President

Ethan Bokeno
*OVKA Marketing & Digital
Communications Chair*

What We're Going to Cover

High level overview of how to get started in sprint karting:

- Kart Racing Overview
- Equipment you'll need
- Class options
- Costs to get started

Break

OVKA Race Day Procedures



Why Karting?

True Grassroots Racing

>Karting is the first step on the road to professional racing

More Affordable & Approachable than Car Racing

>Consumables (tires/fuel/parts) are more affordable and vehicle systems are less complex

Wheel-to-Wheel Action

>Unlike HPDE track days or Auto-X, racers are able to compete head-to-head

Meaningful Track Time

>Multiple Warm-Up and Competitive sessions every race day



What is Sprint Karting?

Sprint Karting – Karting on road courses sized for karts



Other forms of Karting

Dirt Oval



Paved Oval



Road Racing



Street Racing





Why OVKA?

OVKA is celebrating our 61st Anniversary Season in 2025

Wide variety of well-attended classes available

Family Atmosphere and Group Events

Newly repaved G&J Kartway



Levels of Karting



Club Level




Low cost
Gain Speed & Experience
Family Atmosphere
Approachable Field Size

Regional Level



Higher Cost (3-4x Club Costs)
Higher Competition Level
Regional Travel
Larger Fields

National Level



Highest Cost (10-12x Club Costs)
"Professional" Competition Level
National Travel
50+ Kart Fields

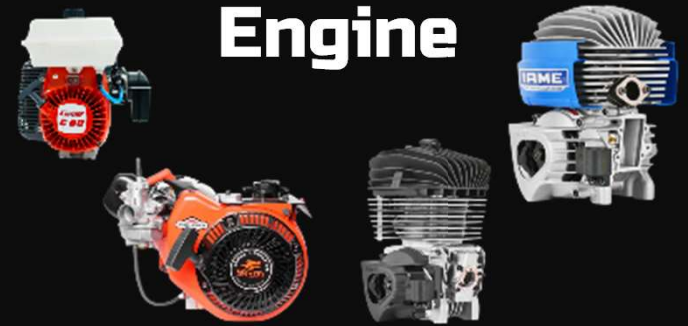
What do you need to go Karting?



Chassis



Engine



Safety Gear



Tools





Where do YOU Fit In?

Select the best Class that's right for you and your budget.

Classes are defined by Age Division & Engine.

Each Age Division at OVKA has multiple Class options.

Kid Karts

5-8 years old

Sportsman

7-12 years old

Juniors

11-15 years old

Seniors

15+ years old

Masters/Heavy

**30+ years old
or 200+ lb driver**

Legends

50+ years old

Chassis Sizes



Kid Kart Chassis
~770-900mm Wheelbase

**Usable for all Kid
Kart classes**



Sportsman/Cadet Chassis
~900-1010mm Wheelbase

**Usable for all
Sportsman classes
& 206 Kid Karts (option)**



Adult Chassis
~1040mm Wheelbase

**Usable for all
Junior, Senior,
Masters+ classes**

Chassis Brands

Many international Chassis brands are sub-brands of a larger manufacturer group, which share parts.

There are also several notable American-made brands, some of which specialize in 4-cycle chassis



2-cycle vs 4-cycle Sprint Kart Engines



4-Cycle Engines

Low Maintenance
Long Rebuild Intervals
More Affordable
Good Parity



Example:
Briggs &
Stratton 206

2-Cycle Engines

Higher Revs
More Maintenance
Higher Costs
Higher Speeds



Example:
IAME KA100

Kid Karts (ages 5-8)

**Comer Kid Karts
(150 lbs kart + driver)**

C51 or C52 Engine



**206 Kid Karts
(200 lbs kart + driver)**

**Briggs 206 Engine
w/ Kid Kart Slide & Jr Coil**



Non-Points Kid Karts

**Honda GXH50
150 lbs kart+driver**



**IAME Bambino
180 lbs kart+driver**



Sportsman / Cadet

**206 Sportsman
7-12 years**

(260 lbs kart + driver)

**Briggs 206 Engine
w/ Green Slide**



**IAME Micro Swift
7-10 years**

(225 lbs kart + driver)

**IAME Swift Engine
w/ Micro Swift Restrictor**



**IAME Mini Swift
8-12 years**

(245 lbs kart + driver)

IAME Swift Engine



Juniors (11-15 years)

**206 Junior
(320 lbs kart + driver)**

**Briggs 206 Engine
w/ Yellow Slide**



**KA100 Junior
KA100 Junior
w/ KA100 Jr Restrictor
(320 lbs kart + driver)**





Seniors (15 years & up)

**206 Senior
(365 lbs kart + driver)**

**Briggs 206 Engine
w/ Black Slide**



**100cc Senior
(360 lbs kart + driver)**

KA100 Senior



ROK VLR Senior



**OVKA 420
450 lbs or 460 lbs**

Predator 420 OHV



Legacy Yamaha

**Non-Points*

**Yamaha KT100
Open Exhaust**



Masters / Heavy (30 years & up / 200+ lb drivers)

**206 Masters/Heavy
(390 lbs kart + driver)**

**Briggs 206 Engine
w/ Black Slide**



**100cc Masters/Heavy
(390 lbs kart + driver)**

KA100



ROK VLR



Legends (50 years & up)

**206 Legends
(390 lbs kart + driver)**

**Briggs 206 Engine
w/ Black Slide**




A Note on 206 Engine Seals

Beginning in 2025 the only legal engine seals on the 206 are the ORANGE seals.

If you have a holographic seal you will need to replace the “short-block” with a legal, sealed one.



The reflective hologram aluminum seal features a black tracer wire and a silver or black anodized body as shown



The orange housing seal features a red and black tracer wire, etched 'B&S Racing' type, and matching seal serial numbers

Buying a Kart

**Consider buying used for your first season.
You can always re-sell & upgrade later.**

**Always inspect a Kart in-person before buying.
Check for excessive scrapes, cracks, and bends.**

**Make sure to have a source for spare parts.
Some brands have good dealer networks, others do not.**

**Ask for Setup tips and tricks from the seller.
A good starting setup can help a new racer learn fast.**





Tires

**OVKA Competitors must run Hoosier Tires
for points:**

2025 Compounds

Kid Kart – Sportsman – Junior: Hoosier R60B

Senior – Masters/Heavy – Legends: R70

Rain Tire (All Classes): WET



Safety Gear



| SNELL FOUNDATION SPECS. | | SFI SPECS. | |
|-------------------------|---------------|--------------------------|-------------|
| SPECIFICATIONS | VALID THROUGH | SPECIFICATIONS | VALID UNTIL |
| CMR2016 | 2026 | 24.1/2015 (YOUTH HELMET) | 12/31/2026 |
| CMS2016 | 2027 | 31.1/2015 | 12/31/2026 |
| CMR2016 (YOUTH HELMET) | 2027 | 41.1 2015 | 12/31/2026 |
| M2015 | 2026 | 24.1/2020 | 12/31/2031 |
| M2020 | 2031 | 31.1/2020 | 12/31/2031 |
| SA2015 | 2026 | 41.1 2020 | 12/31/2031 |
| SA2020 | 2031 | | |
| K2015 | 2026 | | |
| K2020 | 2031 | | |

**Helmet – must have current Snell or SFI rating
(for night races: clear visors mandatory)**

Neck Collar – karting approved neck protector

Suit or Jacket – full-length racing suit or jacket constructed from an abrasion-resistant material

Rib & Chest Protector – chest protector and a rib vest are mandatory for drivers in the Kid Kart, Sportsman and Junior classes. Must meet SFI 20.1

Gloves – karting approved gloves


Shoes – closed toe shoes (karting shoes recommended)

Balaclava – (optional) use to keep long-hair inside suit



Safety Tech

All karts must pass safety tech before taking to the track for an OVKA event. Safety items include a number of bolts and fasteners which **MUST** be secured in a redundant way. An example safety tech form can be found at [OVKA.com/rules](https://www.ovka.com/rules)



Karting Tools

Karting requires some specialized equipment, some of which is necessary, some optional.

- Air Pressure – Air Tank & Pressure Gauge
- Tire Removal/Install Tools
- Alignment Tool
- Hex Wrenches & Sockets
- Impact Gun
- Torque Wrench
- Safety Wire Pliers
- Fuel Jug & Funnel
- Kart Stand
- Pop-Up Canopy



Costs

Karting can become expensive very quickly.
Know your big up-front costs & consumables.
Lower horsepower classes put less wear and tear
on tires & chains, and use less fuel.



Big Purchases

Chassis: \$1000 (used) to \$5000 (new)

Engines: \$700 (206) to \$3000 (new KA100)

Consumables (examples)

Tires: \$200/set

Chains: \$35

Carb Rebuilds: \$30

Engine Rebuilds: \$300-1200



Practice



Familiarize yourself with your kart's operations BEFORE heading to the track

- >Starting the engine, shutting off the engine, safe idling on kart stand
- >Check brake and throttle connections & safety items on the Tech Sheet

G&J Kartway is open Daily for practice

- >Weekdays will have fewer karts out for practice, more space to learn
- >Practice with friends or ask for help from OVKA members to get up to speed
- >Always run the track configuration for the upcoming OVKA race, never run bikes & karts together

Start Slow and Build Speed

- > Walk the track before practicing
- >Focus on eliminating time "coasting"
- >Develop "awareness" of where your kart is positioned and of other karts around you

Finding laptime takes time, there is no substitute for turning laps!



OVKA Race Days

Gates: 7:00am

Warmup Sessions: 2 Rounds (5 min) 9:00am

Driver's Meeting: 11:00am

Racing: Noon

Race Format

Qualifying: 5 min

Heat Race

Feature Race

Champ Race: 2-lap Qual, Heat, Extended Feature

Night Races follow same format, shifted later in the day.

New racers: Mark helmet with an "X" & start on tail for 3x Race Weekends (for YOUR safety)





Helpful sites

OVKA.COM – Facebook – Instagram (@OVKAKarting)

~Message us!!!

~Email the board

Comet Kart Sales – Greenfield, Indiana

Kartpulse.com

~Online forum

OVKA Classifieds Facebook Group

~Local Buy/Sell/Trade

Mondokart.com

~Online Store (Italy)

OVKA 40th Annual Karting Trade Show and Swap Meet





Questions?

KARTING 101

OHIO VALLEY
KARTING ASSOCIATION
2025 RACING SEASON



WELCOME TO KARTING

Today we will cover:

- **OVKA & G&J Kartway**
- **Kart Safety**
- **Practice Etiquette**
- **Race Day Procedures**
- **Driving Skills**





Owned by Gregg Family

**Built 1958, paved 1962,
expanded 1999 & 2008,
repaved for 2024**

**Has hosted major Nationals
races, hosts several
different series in 2025.**

Home track of OVKA



Founded 1964

**Not-for-Profit 501(c)(7)
volunteer organization**

**Run by OVKA Board of
Directors, general membership
meetings 1st Tuesdays of each
month on Teams**

**Known for good karting
outreach and Swap Meet Event**

PRACTICE AT G&J KARTWAY

OVKA does NOT own G&J Kartway or control the circuit on non-race days.

G&J Kartway is open daily for practice when there are no scheduled race days (\$20)

Always practice the next upcoming track configuration when others are present

Save 15 minutes of every hour for Kid Karts (if present)

Never run Motorcycles & Karts at the same time, be friendly & coordinate amongst yourselves

Do not drive through pit area

Ask for help when you need it!



KART SAFETY



Never start a kart on the ground without someone holding the brakes

Check critical components at the start of each day at the track

Keep a fire extinguisher in your truck & trailer

Always wear proper safety equipment

Always clearly signal (hand up) when you are entering & exiting the track, and when you spin or are going slowly

If you have a stuck throttle or brake failure, STAY ON TRACK and spin into the bags, DO NOT ENTER THE PITS UNCONTROLLED

ENTRY AND EXIT OF TRACK

Enter track from Grid Area ONLY


Hand in the air to signal you're going slowly

DO NOT CUT THE TRACK IN WARM-UPS

Exit track by raising hand 1-2 corners before track exit

Enter scale lane or pit area in a controlled manner

DO NOT DRIVE OR COAST ONTO SCALES



OVKA RACE DAYS

Gates Open 7:00 am

Sign-In / Pre-Tech 7:30 am

Class Warm-Ups 9:00 am

Sign-In Closes 9:30 am

Drivers Meeting 11:00 am

Racing Starts 11:30 am

Qualifying

Pre-Final

Final



SIGN-IN AND REGISTRATION

- ***Register Online using the Alpha Timing App***
 - >Purchase Fuel if needed***
 - >Rent Transponder if needed***
- ***Check in at Registration to receive your Tech Sheet & Transponder***
- ***Pick up fuel at Fuel Depot***



SAFETY PRE-TECH

All Karts must pass safety tech before taking to the track.

All racers must pass in-person inspection for Race #1 (self-check for other races)

New Racers must pass in-person inspection for THREE races (self-check for other races)

Return forms to Tech Director to complete registration



WARM-UPS

- ***Each class will receive two 5 minute Warm-Up Sessions each morning***
- ***All competitors must take at least ONE lap in ONE warm-up session***
- ***This is WARM UPS, NOT RACING, drive safe on cold mornings, give yourself room on track***



DRIVERS MEETING



***All drivers MUST attend the Drivers Meeting before Qualifying
Minors must be accompanied by a Parent/Guardian
Club Announcements and Important race day info will be covered***

QUALIFYING

Qualifying will consist of a 5-minute hot-lap session

Lineup Order is First-come-first-served

Give yourself room and respect other racers

Fastest Lap Counts

DO NOT CUT THE TRACK

After Qualifying your tires will be painted for the day



PRE-FINAL & FINAL

Qualifying sets the grid order for the Pre-Final

New Racers will start at the rear for THREE race days

The Pre-Final finishing order sets the grid order for the Final

The Final finishing order pays out the points for the day.



DRIVING STANDARDS

- ***NO BLOCKING (Zig-but-not-Zag rule)***
- ***NO EURO-SWERVES***
- ***Lapped Drivers MUST give position to overtaking karts***
OVERTAKING KARTS ARE RESPONSIBLE FOR AVOIDING UNNESSESARY CONTACT
- ***Avoidable Contact – no “ramming”, “dive-bomb” moves, or bump-and-run maneuvers – minor contact is sometimes unavoidable, but irresponsible driving will not be tolerated***

DRIVING STANDARDS

Overtaking - LEAVE “ROOM TO RACE”

- ***If a kart is at least halfway alongside you, they’ve earned “right to racing room”***
- ***Do not try to “chop” a kart that has “established position” alongside you***
- ***DO NOT “squeeze” or force another kart off of the track for any reason***



SCALE LANE

***All racers must cross the scales after
Qualifying, the Pre-Final and Final races***

***Racers must meet the minimum weight for their
class with full gear on***

NEVER DRIVE OR COAST ONTO THE SCALES!

***Parents of small children may wait until they
reach the ramp to help them push up***

UNDERWEIGHT IS UNDERWEIGHT



POST RACE ETIQUETTE

- ***OVKA is a family-friendly club***
- ***Adrenaline and tension can run high in racing, but DO NOT EXCUSE UNACCEPTABLE BEHAVIOR***
- ***Accidents, penalties, and damage to equipment are unfortunate but they are a part of racing***
- ***Verbal abuse and physical altercations will not be tolerated***

POST-RACE TECH

You may be pulled aside for tech at the end of any session

Top finishers for the day will always report to Tech

BRING TOOLS TO TECH

Tech items may include fuel, tires, engine components, etc.

Competitors' components **MUST** be in compliance with posted rules




NIGHT RACES

OVKA runs several night races a year.

Gates open at 2pm instead of 7am

There is NO PRACTICE before Gates open on Night Race days.

Drivers MUST have CLEAR or AMBER visors after sunset.



MEMORIAL CHAMP RACE

2-Day Event in the Summer

***Qualifying & Club Dinner and
Festival on Saturday***

Pre-Final and Final on Sunday

Trophies for top finishers



WET WEATHER RACES

- ***OVKA will hold races in safe wet weather conditions (no lightning, no large amounts of standing water)***
- ***Hoosier WET tires are required when the track is declared wet.***
- ***Some sessions may be “driver’s choice” of tire***
- ***Racers who do not wish to participate but who have signed-in will receive last place points.***



CAMPING AT G&J KARTWAY

You are welcome to camp at G&J Kartway before and after events.

Please be courteous to your neighbors and maintain a family atmosphere and observe reasonable quiet hours



OTHER SERIES AT G&J KARTWAY



Other Series visit G&J Kartway. Please keep the track tidy and move your equipment to make room for them when they visit.

OVKA CHAMPIONSHIPS

OVKA Members earn points into season long class championships

Your best 10 of 12 races count to your championship points

Top finishers receive trophies and jackets



OVKA BANQUET

The Annual Banquet takes place in the winter after the season

Top championship finishers are awarded with trophies and jackets

Members are given raffle entries and prizes based on participation levels for the season



DRIVING HABITS TO AVOID

Try to lose these habits quickly, they can be dangerous on track:

Weaving or “wandering” on straights

>Pick a line and stay there until the next turn (zig, but not zag)

Excessive coasting

>Accelerate all the way to the brake zone

Early Turn-In, or “leading the turn”

>Pick your turn in point, do not drift to the center of the track before you reach that point.

Work on Developing “Awareness”



HOW TO GAIN SPEED

- ***PRACTICE
PRACTICE
PRACTICE***
- ***Make friends with
people around the club***
- ***Enjoy the experience.***



KARTING 101

